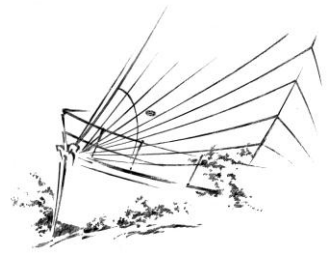




# Customer Measurement Form



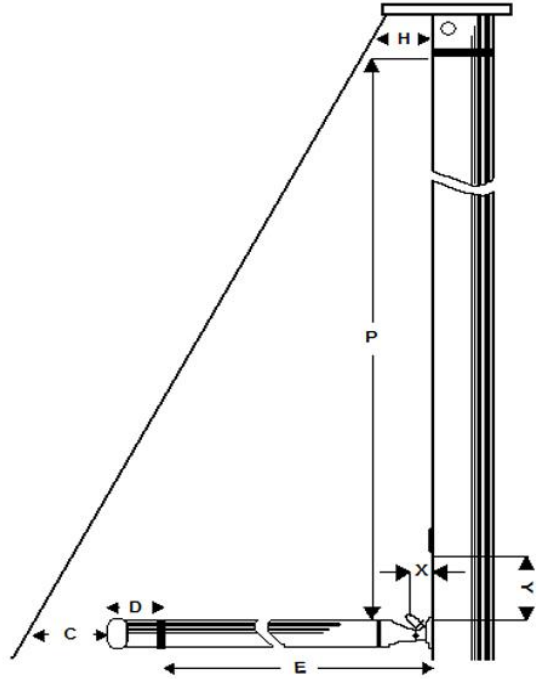
Customer: \_\_\_\_\_ Boat Type: \_\_\_\_\_ ID: \_\_\_\_\_

Boat Name: \_\_\_\_\_ Sail Number: \_\_\_\_\_ Rating Cert Enclosed: Yes  No

## MAINSAIL

### Section 1: MAST AND BOOM:

- P:** Maximum Luff Length \_\_\_\_\_ m.  
 Please indicate if P was taken to Black Band or to Maximum Halyard Hoist
- H:** Approximate width at Mast Top \_\_\_\_\_ mm.  
 (Estimate from deck level - use mast width as a guide)
- E:** Maximum Foot Length \_\_\_\_\_ m.  
 Please indicate if E was taken to Black Band/Clew of Mainsail or to end of boom
- C:** Backstay to end of Boom casting horizontally \_\_\_\_\_ mm.
- D:** End of boom to Black Band / Clew \_\_\_\_\_ mm.
- X:** Tack attachment set back from Mast. \_\_\_\_\_ mm.
- Z:** Reef Horn Setback from Mast. \_\_\_\_\_ mm.
- Y:** Top of boom to Mast Gate/Sail or Slider entry \_\_\_\_\_ mm.
- BAD:** Top of boom down to Mast Base \_\_\_\_\_ mm.



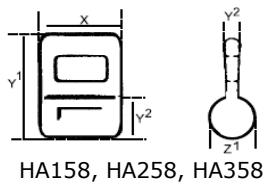
**Sail Logo:** \_\_\_\_\_

**Mast Manufacturer:** \_\_\_\_\_

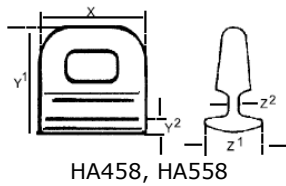
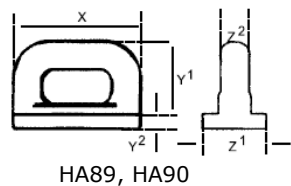
**Luff Rope Diameter:** (if no sliders) \_\_\_\_\_ mm.

**Foot Rope Diameter:** (if rope footed) \_\_\_\_\_ mm.

### Section 2: SAIL SLIDER IDENTIFICATION:



Nb. If slide is other than those shown, please provide details or a sample.



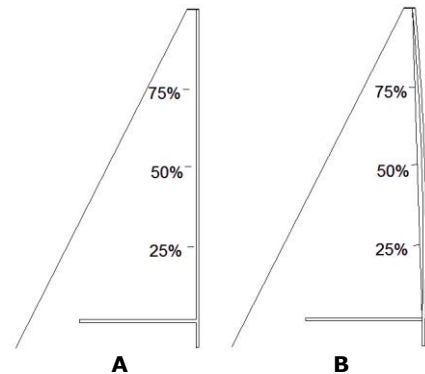
Fitting Number	Alternative Fitting #	x mm	y1 mm	z1 mm	z2 mm	y2 mm	TICK BELOW
HA158	A016	22	29	8	3	9	<input type="checkbox"/>
HA258	A017	50	40	14	3	11	<input type="checkbox"/>
HA358	A018	22	30	12	3	12	<input type="checkbox"/>
HA89	A007	32	21	15	7	4	<input type="checkbox"/>
HA90	A008	35	23	18	9	4	<input type="checkbox"/>
HA91	A009	39	25	21	8	5	<input type="checkbox"/>
HA458	A014	35	29	13.8	4	6	<input type="checkbox"/>
HA558	A013	25	22	10.5	4	3	<input type="checkbox"/>

### Section 3: MAST BEND / LUFF CURVE:

**EITHER:** There is no Pre-Bend or the Backstay is non-adjustable, and is a straight or masthead rig

OR:

Approximate Mast Bend	at 25%	at 50%	at 75%
<b>A: Pre-Bend</b> (Backstay OFF)	_____ mm*	_____ mm*	_____ mm*
<b>B: Max. Bend</b> (Backstay ON)	_____ mm*	_____ mm*	_____ mm*

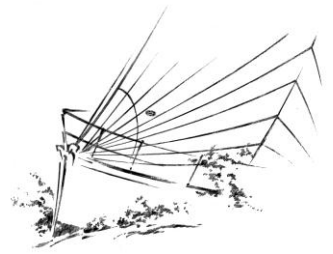


\* Estimate these values using the known mast width as a guide



# Customer Measurement Form

Customer: \_\_\_\_\_ ID: \_\_\_\_\_

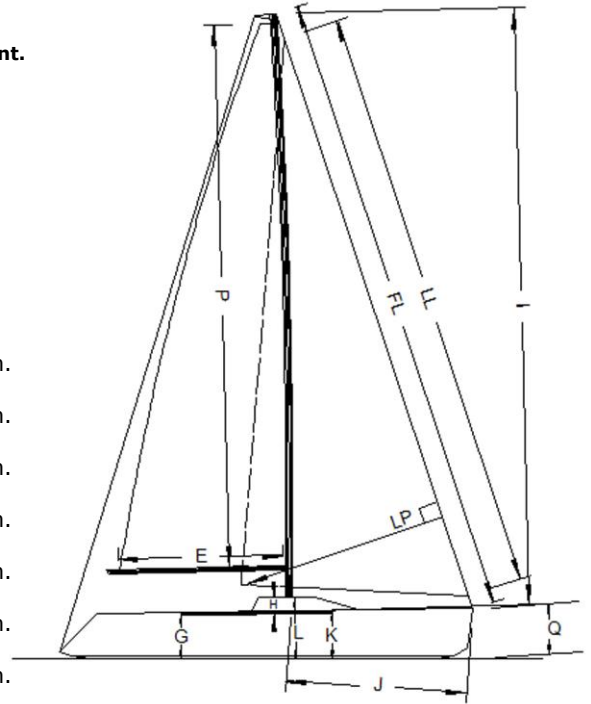


## HEADSAILS

### Section 4a: FORETRIANGLE:

Hank-On Sail:  Roller Furling Sail:

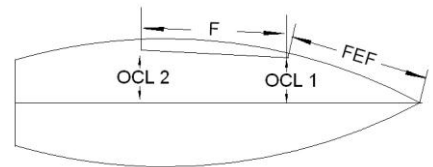
- LL:** Maximum Luff Length \_\_\_\_\_ m.  
For Furling sails: LL must be taken from Top Swivel down to Tack attachment.
- FL:** Maximum Luff Length (pin to pin forestay measurement) \_\_\_\_\_ m.  
For Hank-On or Luff Foil sails: FL should be taken using the Genoa Halyard.
- I:** From max hoist of Genoa halyard down to sheerline (toe rail) adjacent to mast. \_\_\_\_\_ m.
- MH:** From max hoist of Genoa halyard down to mast base. \_\_\_\_\_ m.
- J:** Mast base to lower forestay pin attachment point \_\_\_\_\_ m.
- C:** Tack attachment point to sail entry in Luff groove. \_\_\_\_\_ mm.
- D:** Tack attachment point to forestay pin. \_\_\_\_\_ mm.
- G:** Distance from aft end of Genoa track down to waterline. \_\_\_\_\_ mm.
- K:** Distance from Forward end of Genoa track down to waterline. \_\_\_\_\_ mm.
- H:** Distance from Mast Base down to Toe Rail adjacent to mast. \_\_\_\_\_ mm.
- L:** Distance from Mast Base down to waterline. \_\_\_\_\_ mm.
- Q:** Distance from Forestay Pin down to waterline. \_\_\_\_\_ mm.



Tack Attachment type: Horns  Snap Shackle  Bar & Pin  Deck Ring

The following two points are measured from the Forestay Pin aft & their Distance 'Off Centre Line' (OCL):

- FEF:** Front of Genoa Track \_\_\_\_\_ mm. & **OCL 1:** \_\_\_\_\_ mm.
- F:** Length of Genoa Track \_\_\_\_\_ mm. & **OCL 2:** \_\_\_\_\_ mm.



### Section 4b: SPREADER HEIGHTS AND WIDTHS:

	1st set	2nd set	3rd set
Height above Mast Base:	mm*	mm*	mm*
Spreader Length from Mast:	mm*	mm*	mm*
Cap Shroud Base off Centre Line:	mm		

\* Estimate these values from deck level using the known mast width and height as guidelines

### Section 5: FORESTAY / FURLER / FOIL DETAILS:

Please advise the make and model of your Furling / Luff Foil gear. Alternatively, give details of the rope diameter required to fit your foil.

Make: \_\_\_\_\_

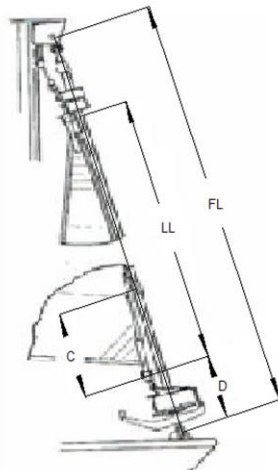
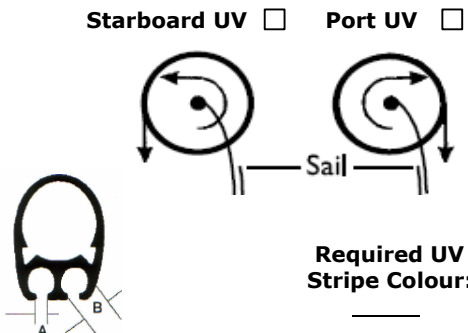
Model: \_\_\_\_\_

Groove Type:

Single:  Twin:

A: \_\_\_\_\_ mm.

B: \_\_\_\_\_ mm.



N.B. If ordering a New Forestay and/or Furler Please ensure you have defined the FL measurement and Specify the Top Terminal Type: